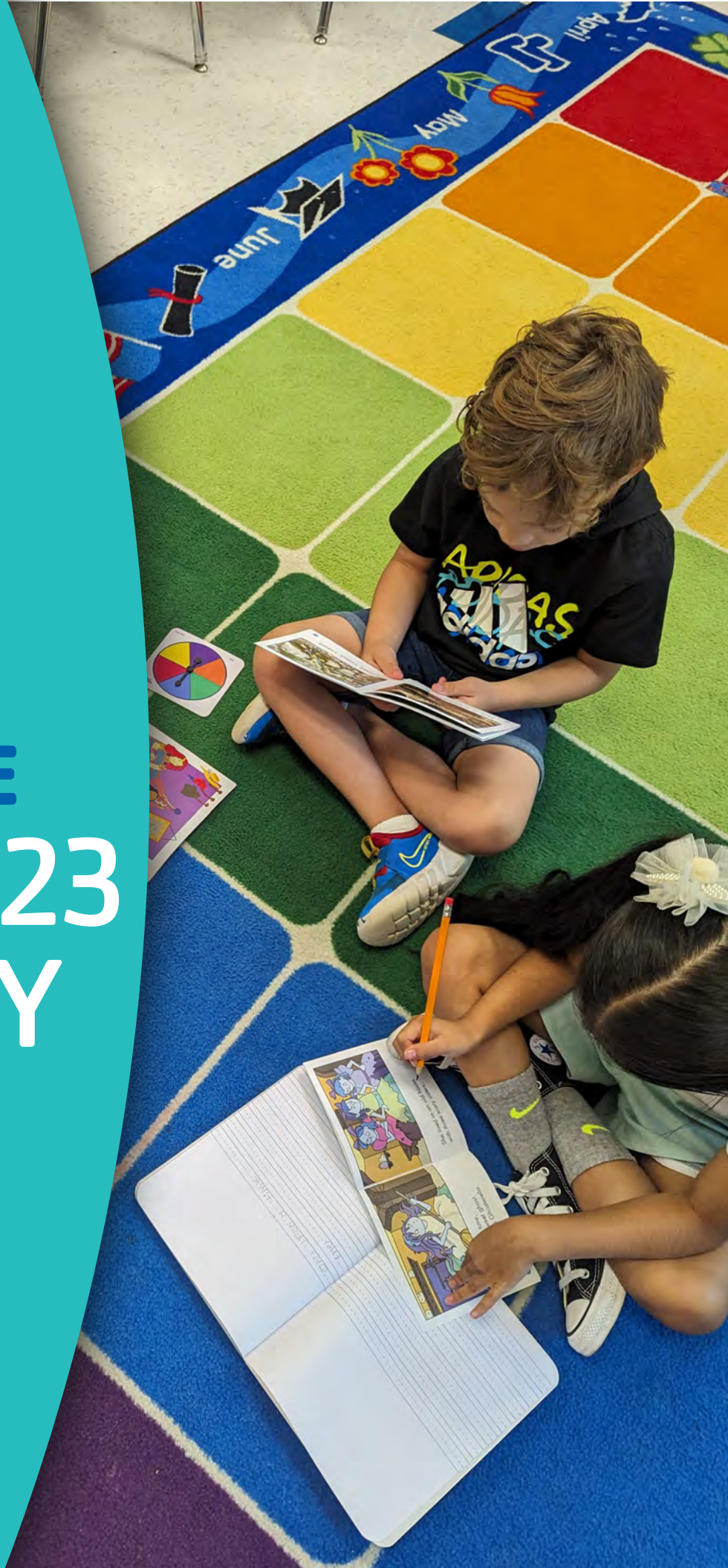




FOR YOUTH DEVELOPMENT®  
FOR HEALTHY LIVING  
FOR SOCIAL RESPONSIBILITY

# YMCA OF GREATER CHARLOTTE 2022-2023 LITERACY IMPACT REPORT









# Y READERS




## Community Need

Charlotte Mecklenburg School (CMS) district's end of year (2022–2023) reading results demonstrated a continued need for literacy support. The number of CMS 3rd graders scoring proficient in reading was 46%. That's up 3 percent from the previous year, but still below pre-pandemic rates and shows that 54% of 3rd graders are not proficient in reading. Significant disparities still remain between schools and subgroups of students, particularly our African American and Hispanic students. In addition to literacy support, Y Readers meets a range of other student needs, including access to food, enrichment opportunities, homework assistance, and social-emotional learning.

## Overview

Y Readers is designed to provide the additional support that students need to be proficient in reading by the end of 3rd grade. The program operates as an afterschool and summer model, providing tutoring during out-of-school time hours to students in grades K–3 who are reading below grade level. Certified teachers and instructional assistants provide literacy instruction based on students' needs, and students also have the opportunity to participate in a variety of enrichment activities, including physical activity, art, and field trips.

## Components




**Literacy**



**Enrichment**



**Transportation**



**Meals**

"My child loves attending Y Readers and does not want to miss a day! I appreciate the fact that the program is ongoing, both fall and spring, as well as in the summer. This allows our children to continue to practice skills throughout the entire year and not just when school is in session."

**–Y Readers Afterschool Parent**

# Y READERS SITES



# Y READERS



## > Afterschool 2022–2023

 **8** SCHOOLS

 **22** WEEKS

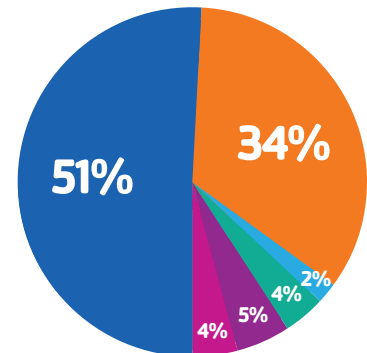

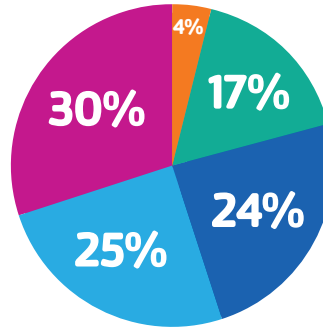
 **393** STUDENTS

**63%**

of students met or exceeded baseline growth expectations in reading skills

**67%**

of students met or exceeded baseline growth expectations in vocabulary skills



## > Summer 2023

 **12** SCHOOLS


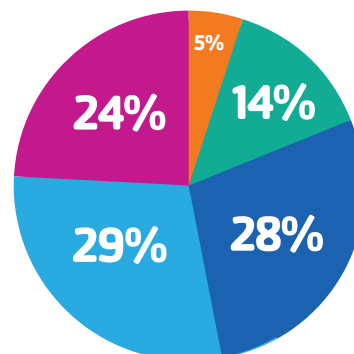
 **6** WEEKS

 **1,077** STUDENTS

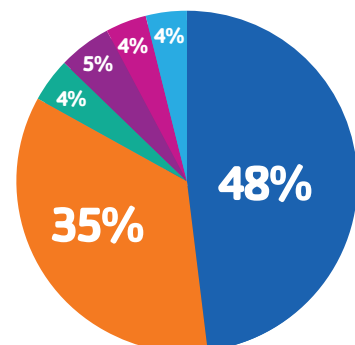
 **24** VOLUNTEERS

**90%**

of students improved or maintained reading levels  
(24% improved/ 66% maintained)




\*Rising Grade Level



Metrics for afterschool and summer are reported differently due to differences in evaluation tools. We utilized the Learning Ovation's A2i After School assessment to measure students' reading skills during afterschool and transitioned to Renaissance Learning's Star Early Literacy assessment beginning in the summer.







# SUMMER LITERACY INFUSION



## Community Need

Not all students in our community have access to high quality literacy materials and content during the summer. This inequitable access, combined with the continued effects of the pandemic and two disrupted school years, has had a significant impact on students and schools.

Research on summer learning loss consistently shows that many kids fall behind 2–3 months in reading between May and August. The cumulative effect of the “summer slide” means that kids continue to fall farther behind as they progress through school. By ninth grade, two-thirds of the achievement gap in reading can be attributed to what happens during the summer.

## Overview

The Summer Literacy Infusion (SLI) model combines literacy activities with family resources to help students maintain their reading level over the summer. Literacy activities and games are integrated into traditional summer camp programming 4–5 days per week for 60 minutes per day. Certified teachers serve as literacy coaches to plan and facilitate activities and to support camp staff in implementation of literacy practices.

## Components



**Reading  
Aloud**



**Independent  
Reading**



**Writing**

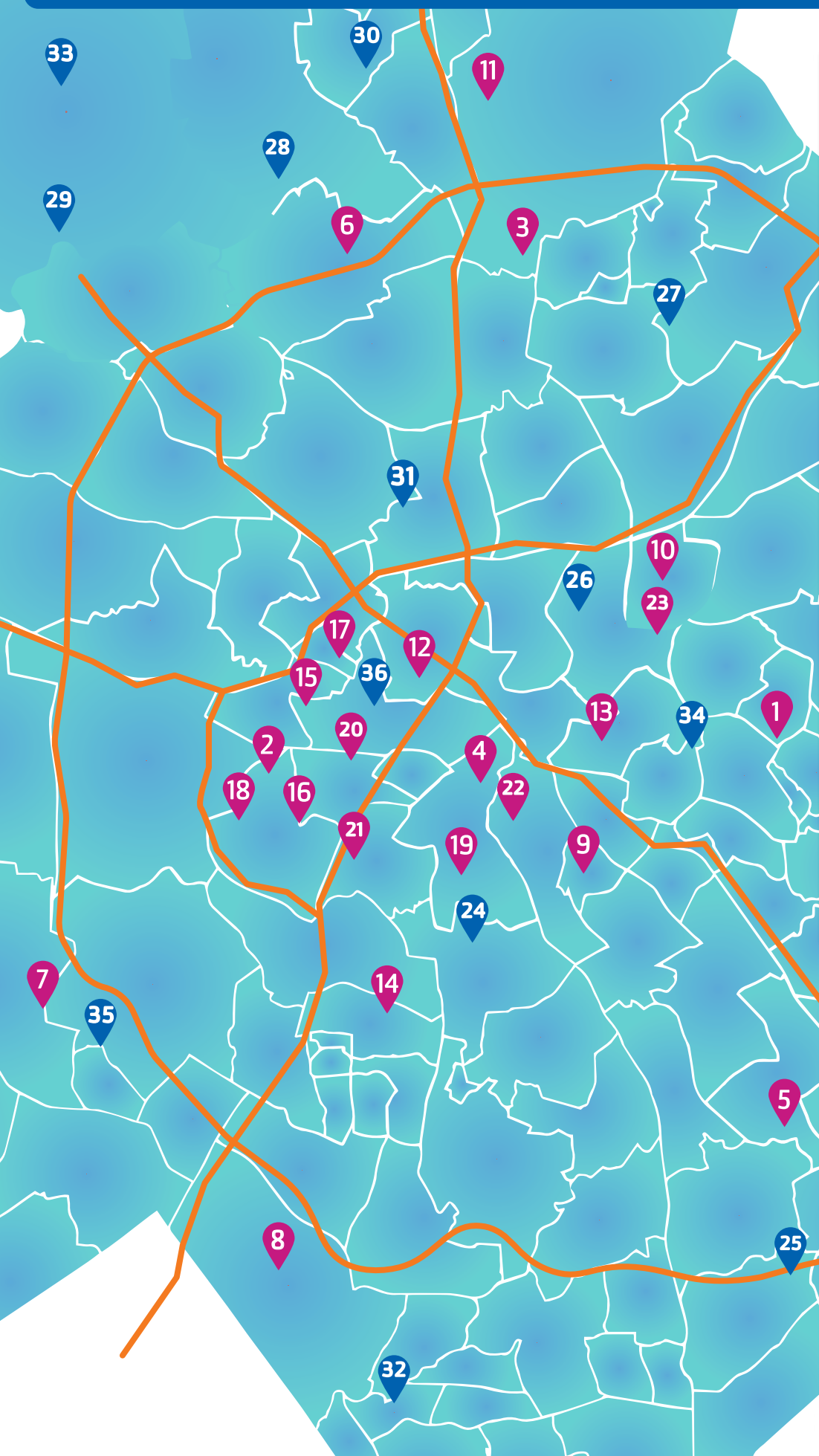


**Literacy  
Games**

"I have a rising seventh-grade camper who loves to do read alouds with the younger campers and his peers. He really makes the stories come alive and the other campers look forward to the books he reads to them.

– Elizabeth Traditional After School Enrichment Program Parent

# SUMMER LITERACY INFUSION CAMP LOCATIONS



## Community Partner Camps

- 1 Alliance Center for Education Mulberry
- 2 Alliance Center for Education Southview
- 3 CMS ASEP Croft Community School
- 4 CMS ASEP Elizabeth Traditional
- 5 CMS ASEP Matthews Elementary
- 6 CMS ASEP J.H. Gunn Elementary
- 7 CMS ASEP Steele Creek Elementary
- 8 CMS ASEP Pineville Elementary
- 9 CrossRoads Corporation for Affordable Housing and Community Development
- 10 Firm Foundations Youth and Family Outreach, Inc.
- 11 First Baptist Weekday Ministry
- 12 Greater Enrichment Program Bruns Avenue Elementary
- 13 Greater Enrichment Program Merry Oaks International Academy
- 14 Greater Enrichment Program Montclair Elementary School
- 15 Greater Enrichment Program Movement School
- 16 Greater Enrichment Program Charles H. Parker Academic Center
- 17 Mecklenburg County Parks & Rec Bette Rae Thomas Recreation Center
- 18 Mecklenburg County Parks & Rec Southview Recreation Center
- 19 Park Road Baptist Church Child Development Center
- 20 LeaderbyNature
- 21 Charlotte's BEST Afterschool and Summer Camp
- 22 St. Johns Baptist Church Weekly School
- 23 UMBA Bright Stars, Inc.

## Y Camps

- 24 Harris YMCA
- 25 Brace Family YMCA
- 26 Johnston YMCA
- 27 Keith Family YMCA
- 28 Lake Norman YMCA
- 29 Lincoln County Family YMCA
- 30 Lowe's YMCA
- 31 McCrorey YMCA
- 32 Morrison Family YMCA
- 33 Sally's YMCA
- 34 Simmons YMCA
- 35 Steele Creek YMCA
- 36 Stratford Richardson YMCA



# SUMMER LITERACY INFUSION

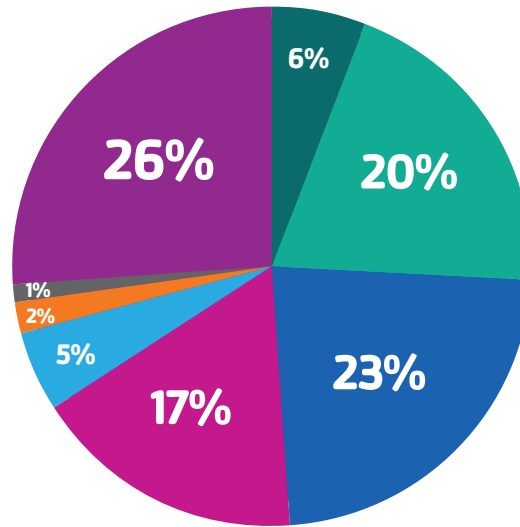


## Y Camps

-  13 Branches
-  9 Weeks
-  1,585 Campers
-  15 Literacy Instructors





**92%**

of campers improved or maintained  
their reading levels  
(21% improved/ 71% maintained)



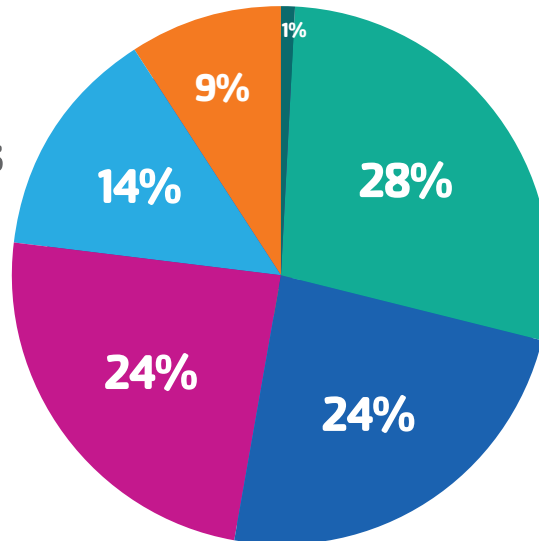
PreK
Kindergarten
1st grade
2nd grade
3rd grade
4th grade
5th grade
Unreported

## Community Partner Camps

-  13 Partner Organizations
-  23 Camp Locations
-  558 Campers
-  3 Literacy Instructors

**94%**

of campers improved or maintained  
their reading levels  
(24% improved/ 70% maintained)



PreK
Kindergarten
1st grade
2nd grade
3rd grade
4th grade

# MAJOR FUNDERS

All programming is **offered to families and community partners at NO COST**; it is fully funded by individual gifts, corporate donations and grants.

We are grateful for the support of our major funders and all those who make the programs possible for kids who need us most.







**YMCACharlotte.org**