
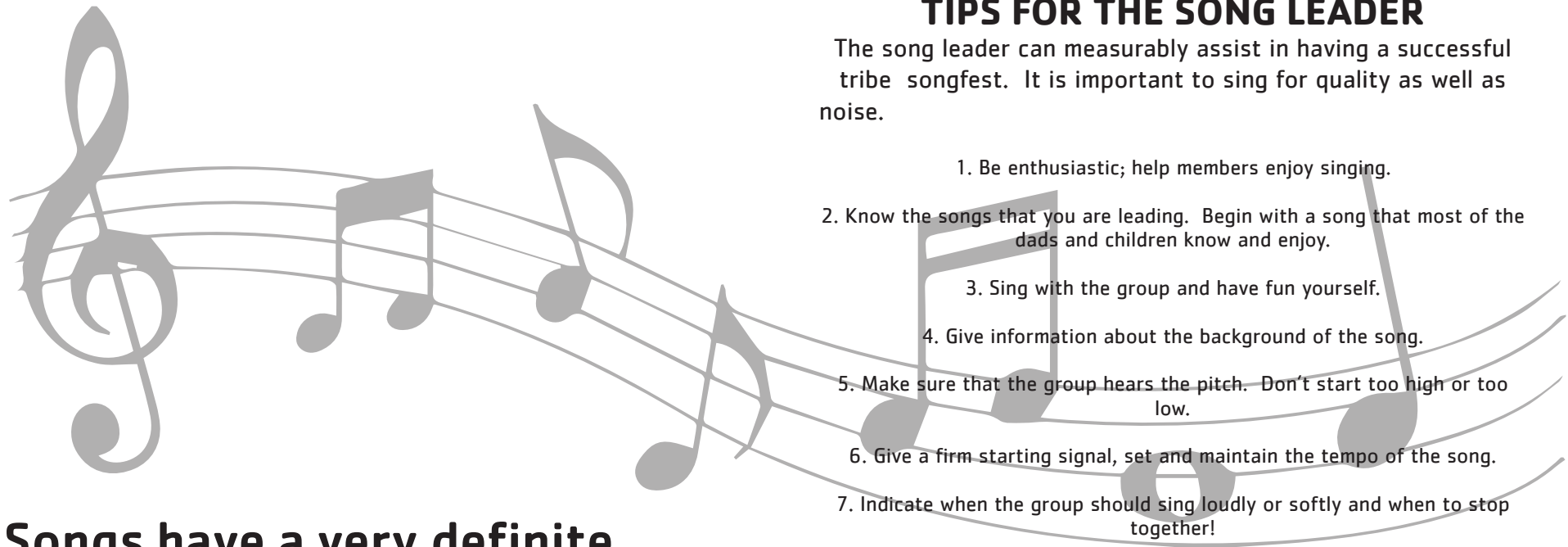


Y-GUIDES

CAMP SONGS



DADS AND KIDS
MAKING
MEMORIES



TIPS FOR THE SONG LEADER

The song leader can measurably assist in having a successful tribe songfest. It is important to sing for quality as well as noise.

1. Be enthusiastic; help members enjoy singing.
2. Know the songs that you are leading. Begin with a song that most of the dads and children know and enjoy.
3. Sing with the group and have fun yourself.
4. Give information about the background of the song.
5. Make sure that the group hears the pitch. Don't start too high or too low.
6. Give a firm starting signal, set and maintain the tempo of the song.
7. Indicate when the group should sing loudly or softly and when to stop together!
8. Action songs are by far the most popular. They provide movement and fun. Clapping, stamping feet, standing and hand motions all add to the zest of the occasion.
9. Give clear, concise instructions for action songs. Repeat, if necessary, for understanding.
10. Use small, steady, rhythmic beats to guide the group. For large groups a broad, clear arm movement are best. Keeping the rhythm steady is a key to success.

Songs have a very definite place in the Y-Guides.

There are many songs that will fit into tribal meetings and Long House activities.

Some will be fast; others will be slow. Have fun by joining in an activity that crosses the generations.

The sensitive song leader will select songs appropriate for the meeting situation. Rousing fun choruses and action songs get fathers and children off to a great start; quiet songs have a tremendous thrill and impact at campfires and tribe meetings just before the story or devotions.

THEME SONGS

TAH LAY LEE MAU MAU | AL'S SONG

Tah Lay Lee Mau Mau (repeat)
Geo Lay Lee Mau Mau (repeat)
Austin Healy (repeat)
Sop In Solly Ollie Wollie (repeat)
Mol Mollie Mau Mau (repeat)

THE BEAR SONG

Each line is done repeat after the leader and then the section is sung together

The other day
I saw a bear
A great big bear
Oh way out there

He looked at me
I looked at him
He sized up me
I sized up him

He said to me
Why don't you run?
I see you ain't
Got any gun

And so I ran
Away from there
But the great big bear
Was right back there

Ahead of me
There was a tree
A great big tree
Oh my oh me

The lowest branch
Was ten feet up
I'd have to jump
And trust my luck

And so I jumped
Into the air
But I missed that branch
Oh way up there

Now don't you fret
And don't you frown
Cuz I caught that branch
On the way back down

That's all there is
There ain't no more
Until I meet
That bear once more

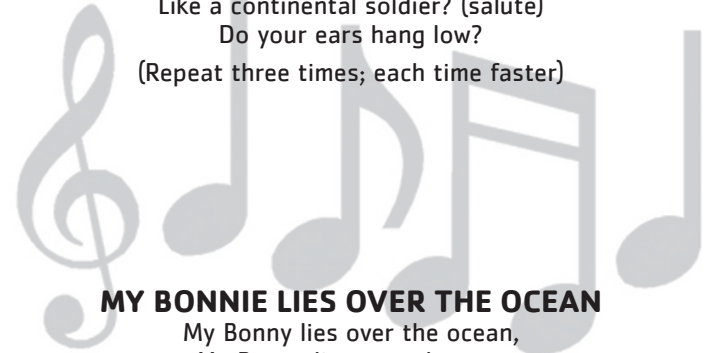


ACTION SONGS

DO YOUR EARS HANG LOW?

Do your ears hang low? (thumb in each ear)
Do they wobble to and fro? (shake palms together)
Can you tie them in a knot? (tie knot)
Can you tie them in a bow? (tie bow at neck)
Can you throw them over your shoulder
Like a continental soldier? (salute)
Do your ears hang low?

(Repeat three times; each time faster)



MY BONNIE LIES OVER THE OCEAN

My Bonny lies over the ocean,
My Bonny lies over the sea;
My Bonny lies over the ocean,
Oh bring back my Bonny to me.

(Stand or sit each time you sing a word that has a 'B' in it)

JOHN JACOB JINGLEHEIMER SCHMIDT

John Jacob Jingleheimer Schmidt—that's my name, too.
Whenever we go out, the people always shout,
There goes John Jacob Jingleheimer Schmidt,
Tra-la-la-la-la-la-la.

(Repeat four times, each time more softly except for the "Tra-la-la-la-la-la-la")

BEAVER SONG

Beaver one Beaver all lets all do the Beaver crawl!
(hands out like you have claws and say ceee, cee,cee)
Beaver two Beaver three lets all climb the beaver tree
(climb the tree)
Beaver four Beaver Five lets all do the Beaver chive
(dance)
Beaver six Beaver seven lets all go to Beaver heaven
(hands out like you are flying to heaven)
Beaver eight Beaver nine...stop its Beaver time.
(dance)

PENGUIN SONG

If you want to be a Penguin,
then a Penguin you shall be
If you want to be a Penguin,
then act like me
Penguins at attention
Penguins at a Salute
right flipper

If you want to be a Penguin,
then a Penguin you shall be
If you want to be a Penguin,
then act like me
Penguins at attention
Penguins at a Salute
Left flipper

If you want to be a Penguin,
then a Penguin you shall be
If you want to be a Penguin,
then act like me
Penguins at attention
Penguins at a Salute
Right foot

If you want to be a Penguin,
then a Penguin you shall be
If you want to be a Penguin,
then act like me
Penguins at attention
Penguins at a Salute
Left foot

If you want to be a Penguin,
then a Penguin you shall be
If you want to be a Penguin,
then act like me
Penguins at attention
Penguins at a Salute
Heads up

If you want to be a Penguin,
then a Penguin you shall be
If you want to be a Penguin,
then act like me
Penguins at attention
Penguins at a Salute
Bottoms out

If you want to be a Penguin,
then a Penguin you shall be
If you want to be a Penguin,
then act like me
Penguins at attention
Penguins at a Salute
Waddle

Sing it all together and after each paragraph, you repeat the last line in the ones before.

HERMAN THE WORM

I was sitting on a fence post
chewing my bubble gum
(act like you are chewing gum)
Playing with my yo-yo, woo! woo!
(pretend you are playing with
your yo-yo)
And along came Herman the worm
And he was this big
(hold up something a inch long)
And I said. "Herman,
What Happened."
I ate a bug

I was sitting on a fence post
chewing my bubble gum
(act like you are chewing gum)
Playing with my yo-yo, woo! woo!
(pretend you are playing with y
our yo-yo)
And along came Herman the worm
And he was this big
(hold up something bigger than
last time)
And I said. "Herman,
What Happened."
I ate a cat

I was sitting on a fence post
chewing my bubble gum
(act like you are chewing gum)
Playing with my yo-yo, woo! woo!
(pretend you are playing with
your yo-yo)
And along came Herman the worm
And he was this big
(hold up something bigger
than last time)
And I said. "Herman,
What Happened."
I ate a dog

I was sitting on a fence post
chewing my bubble gum
(act like you are chewing gum)
Playing with my yo-yo, woo! woo!
(pretend you are playing with
your yo-yo)
And along came Herman the worm
And he was this big
(hold up something bigger than
last time)
And I said. "Herman,
What Happened."
I ate a car

I was sitting on a fence post
chewing my bubble gum
(act like you are chewing gum)
Playing with my yo-yo, woo! woo!
(pretend you are playing with
your yo-yo)
And along came Herman the worm
And he was this big
(hold up something bigger than
last time)
And I said. "Herman,
What Happened."
I ate a hippo

I was sitting on a fence post chew-
ing my bubble gum
(act like you are chewing gum)
Playing with my yo-yo, woo! woo!
(pretend you are playing with
your yo-yo)
And along came Herman the worm
And he was this big
(hold up something an inch long)
And I said. "Herman,
What Happened."
I burped.



IF YOU'RE HAPPY

- (1) If you're happy and you know it,
Clap your hands. (clap, clap)
If you're happy and you know it,
Clap your hands. (clap, clap)
If you're happy and you know it,
And you really want to show it,
If you're happy and you know it,
Clap your hands. (clap, clap)
- (2) If you're happy and you know it,
Stomp your feet. (stomp, stomp)
(Repeat as above)
- (3) If you're happy and you know it,
Shout "HOORAY." (HOORAY!)
(Repeat as above)
- (4) If you're happy and you know it,
Stand up. (stand up)
(Repeat as above)
- (5) If you're happy and you know it,
Do all four. (clap, stomp, HOORAY, stand up)
(Repeat as above)

JELLY FISH

1. Hands up
2. Wrist together
3. Elbows together
4. Knees together
5. Toes together
6. Pinch your right kidney
7. Bottoms out
8. Bottoms way out
9. Tongue out

Read one line by leader, everyone repeats.
Then together everyone says jellyfish 4 times while bouncing up
and down with there hands in the shape of a jellyfish.

FATHER ABRAHAM | CHORUS

- Father Abraham had seven sons,
Seven sons had Father Abraham,
And he never laughed, And he never cried,
All he did was go like this:
With a left
(repeat chorus using left arm motion)
And a right
(repeat chorus with left & right arm motion)
And a left leg
(repeat chorus with left & right arm motions and left leg motion)
And a right leg
(repeat chorus with left & right arm motions and left & right leg motions)
And a head
(repeat chorus with arms, legs & head in motion)
(Add as many body parts as desired)

BOOM CHICA BOOM CHANT

- Leader: I said a Boom Chica Boom
(group repeats each line)
I said a Boom Chica Rocka Chica Rocka Chica Boom
Leader: Uh-huh
(group repeat)
Leader: Oh-yea
(group repeat)
Leader: One more time

STYLES | Sing songs in the following voices

- Baby Style (Thumb in mouth, whiney voice)
- English Style (English accent)
- Hillbilly style (Country accent, clap, stomp feet)
- Military style (Use loud gruff voice)
- Opera Style (High pitched, hold notes)
- Underwater style (Flap limps with index finger).

HAMBURGER | CHEESEBURGER

Group Repeats Each Line After The Leader

Leader: Hamburger, Cheeseburger, Lettuce And Tomato

Group: Repeats

Leader: A Baked Hambone And A French Fried Potato

Hot Dog, Chili Dog, Bar-B-Que

A Mustard And A Pickle And A Mountain Dew

Leader: (First Time) I Said A - (Repeat Entire Song)

Leader: (Second Time) I Said A Mustard

Group: Repeats

I Said A Pickle And A Mountain Dew, Ya-Hoo!

PIZZA MAN

Hey, hey Bo diddly bop

I've got to get back to my block

With this Pizza in my hand (hand flat palm up, hold up a pizza box)

I want to be a Pizza Man

Hey, hey bo diddly bop

I've got to get back to my block

With these car keys in my hang (hand out shaking your keys)

I want to drive a Chevy Van (act like you are driving a car)

Hey, hey bo diddly bop

I've got to get back to my block

With these nun-chucks in my hand (shake your nun-chucks like a ninja)

I want to be like Jackie Chan (feet up in the air like a ninja)

Hey, hey bo diddly bob

I've got to get back to my block

With this basketball in my hand (act like you are bouncing a bball)

I want to be like Michael Jordan

(make a shooting bball motion with your hands)

Hey, hey bo diddly bop

I've got to get back to my block

With this football in my hand (throwing motion)

I want to be like Cam Newton

(make the superman motion of ripping your shirt)

Repeat after me and after you finish each paragraph, repeat the last line in each before. Example at the end of the song you should say Cam Newton

twice then Michael Jordan, chevy van,

Pizza man and I want to be a pizza man.

BABY SHARK

Baby shark!

Doo doo doo doo doo doo

(Pointer finger and thumb

make jaw motion)

Baby shark!

Doo doo doo doo doo doo

Baby shark!

Doo doo doo doo doo doo

Baby Shark

Momma shark!

Doo doo doo doo doo doo

(Connect wrists and slap hands together for jaw motion)

Momma shark!

Doo doo doo doo doo doo

Momma shark!

Doo doo doo doo doo doo

Momma Shark!

Daddy Shark!

Doo doo doo doo doo doo

(Whole arms making a jaw motion)

Daddy Shark!

Doo doo doo doo doo doo

Daddy Shark!

Doo doo doo doo doo doo

Daddy Shark!

Grandma Shark!

Doo doo doo doo doo doo

(Wrist together hitting knuckles together for jaw motion)

Grandma Shark!

Doo doo doo doo doo doo

Grandma Shark!

Doo doo doo doo doo doo

Grandma Shark

Going Swimming!

Doo doo doo doo doo doo

(swimming motion)

Going Swimming!

Doo doo doo doo doo doo

Going Swimming!

Doo doo doo doo doo doo

Going Swimming

Saw a shark!

Doo doo doo doo doo doo

(hands over your head to look like fin)

Saw a shark!

Doo doo doo doo doo doo

Saw a shark!

Doo doo doo doo doo doo

Saw a shark!

Swimming faster!

Doo doo doo doo doo doo

(swimming really fast with arms)

Swimming faster!

Doo doo doo doo doo doo

Swimming faster!

Doo doo doo doo doo doo

Swimming faster

Shark attack!

Doo doo doo doo doo doo

(run around with hands

over your head)

Shark attack!

Doo doo doo doo doo doo

Shark attack!

Doo doo doo doo doo doo

Shark attack

Lost a leg!

Doo doo doo doo doo doo

(hop around on one leg)

Lost a leg!

Doo doo doo doo doo doo

Lost a leg!

Doo doo doo doo doo doo

Lost a leg

Gone to heaven!

Doo doo doo doo doo doo

(fly to heaven with arms)


Gone to heaven!

Doo doo doo doo doo doo

Gone to heaven!

Doo doo doo doo doo doo

Gone to heaven



SHE'LL BE COMING AROUND THE MOUNTAIN

She'll be comin' 'round the mountain when she comes, (toot-toot)
She'll be comin' 'round the mountain when she comes, (toot-toot)
She'll be comin' 'round the mountain, she'll be comin'
'round the mountain, she'll be comin' 'round the mountain when she comes.

2. She'll be drivin' six white horses when she comes (whoa-back)

3. Oh, we'll all go out to meet her when she comes (hi, babe!)

4. Oh, we'll kill the old red rooster when she comes (hack-hack)

5. Oh, we'll all have chicken and dumplings when she comes (yum, yum!)

6. Oh, she'll wear her long red flannels when she comes (scratch, scratch)

7. Oh, she'll have to sleep with grandma when she comes (snore, snore)

DEVOTIONAL SONGS

DO LORD

I've got a heavenly Father who hears and answers prayers,
I've got a heavenly Father who hears and answers prayers,
I've got a heavenly Father who hears and answers prayers,

Look away beyond the blue.

Do Lord, oh, do Lord, oh, do remember me,

Do Lord, oh, do Lord, oh, do remember me,

Do Lord, oh, do Lord, oh, do remember me,

Look away beyond the blue.

2. You can't wear the crown if you can't bear the cross.

3. I took Jesus as my Savior, you take him too.

4. I've got a heavenly Father who hears and answers prayers.

KUM BI YA

Kum bi ya, Lord, Kum bi ya

Kum bi ya, Lord, Kum bi ya

Kum bi ya, Lord, Kum bi ya

O Lord, Kum bi ya.

Someone's cryin', Lord, Kum bi ya

Someone's cryin', Lord, Kum bi ya

Someone's cryin', Lord, Kum bi ya

O Lord, Kum bi ya.

Someone's prayin', Lord, Kum bi ya

Someone's prayin', Lord, Kum bi ya

Someone's prayin', Lord, Kum bi ya

O Lord, Kum bi ya.

Someone's laughin', Lord, Kum bi ya

Someone's laughin', Lord, Kum bi ya

Someone's laughin', Lord, Kum bi ya

O Lord, Kum bi ya.

Someone's singin', Lord, Kum bi ya

Someone's singin', Lord, Kum bi ya

Someone's singin', Lord, Kum bi ya

O Lord, Kum bi ya

TAPS

Day is done, gone the sun,
From the lakes, from the hills,
From the sky; All is well,
safely rest, God is nigh



Y-GUIDES

YMCA of Greater Charlotte

704 716 4100

yguides.org