




# ELASTIC POWERED BOAT

## ITEMS NEEDED:

- 5 popsicle sticks
- Some Styrofoam
- Elastic band
- Glue

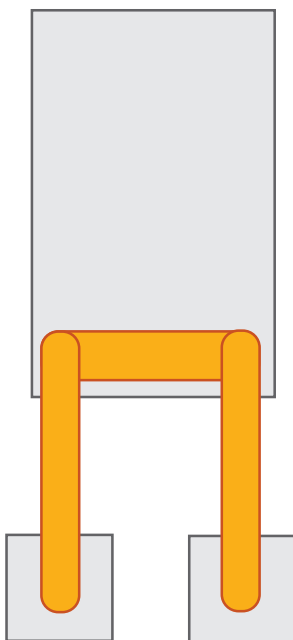
1

Glue 3 Popsicle sticks together in a "C" shape. With the other 2 Popsicle sticks, cut one in half, then stick the 2 half's to the whole Popsicle stick in a 3D "x" shape.



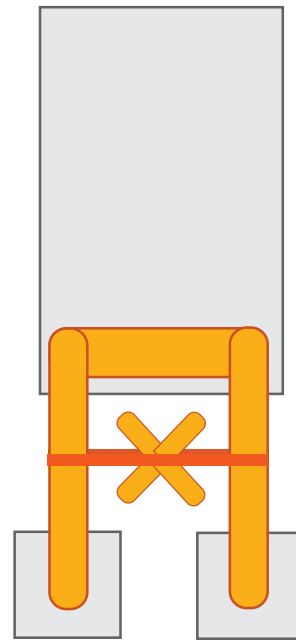
2

Cut the Styrofoam into 1 bigger rectangle, and 2 smaller squares. Glue the end of the "C" shape Popsicle onto the Styrofoam squares, and the side of the "C" onto the rectangle Styrofoam.



3

Stretch the elastic band over the end of the "C" but not over the square Styrofoam. Place the 3D "x" in between the elastic band. It should twist around and spin back when let go!



4

Find some water (a sink or bathtub work great!) and wind up the "x", then let it go in the water!