

YOGC SUPPLIER DIVERSITY

2019 DATA SNAPSHOT

KEY TERMS

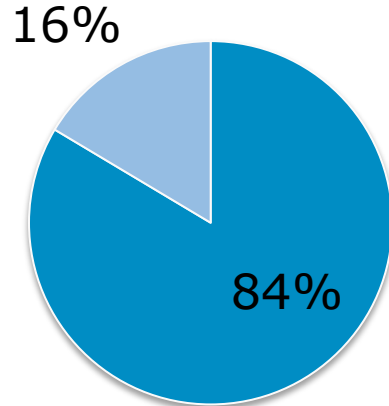
Total Purchases: Total spent with suppliers and vendors on goods and services. Includes restricted and unrestricted purchases.

Restricted Purchases: Business transactions for goods and services in markets that do not allow for significant discretion in terms of vendor selection. Examples include Utility companies (Duke Energy, Piedmont Natural Gas, Charlotte Water), landlords, municipalities, etc.

Unrestricted Purchases: Business transactions for goods and services in markets that allow for significant discretion in terms of vendor selection. Examples include general contractors, architects, engineers, signage, painters, office supplies, legal services, furniture, food services, etc.

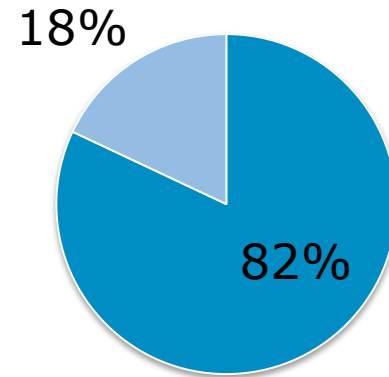
2016

■ Non-Diverse ■ Diverse



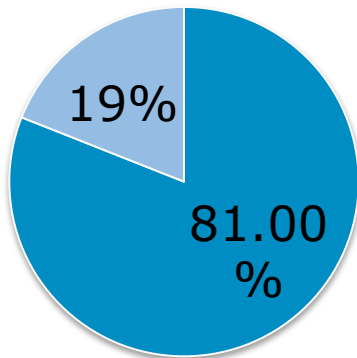
2017

■ Non-Diverse ■ Diverse



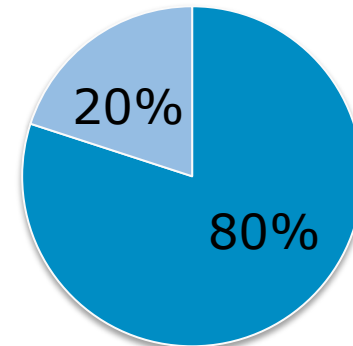
2018

■ Non-Diverse ■ Diverse



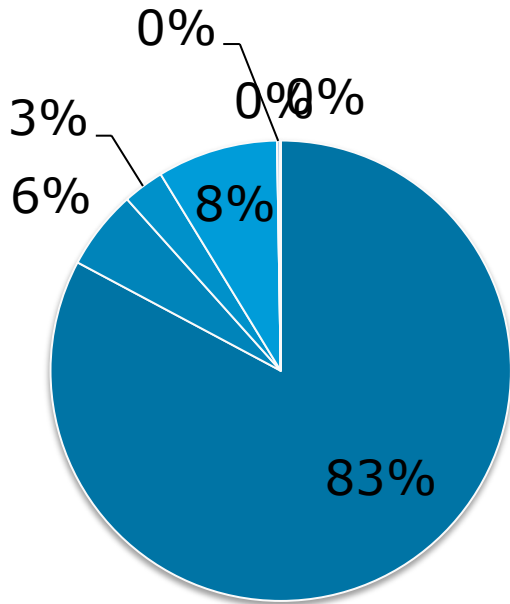
2019

■ Non-Diverse ■ Diverse



2019: DIVERSE SPENDING BREAKDOWN

2018



■ Women
82.79%

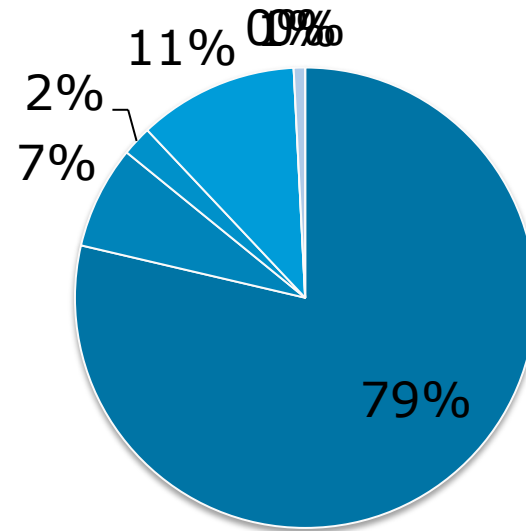
■ African American
5.58%

■ Asian Pacific
2.9%

■ Hispanic
8.48%

■ Native American
0%

2019



■ Women
78.65%

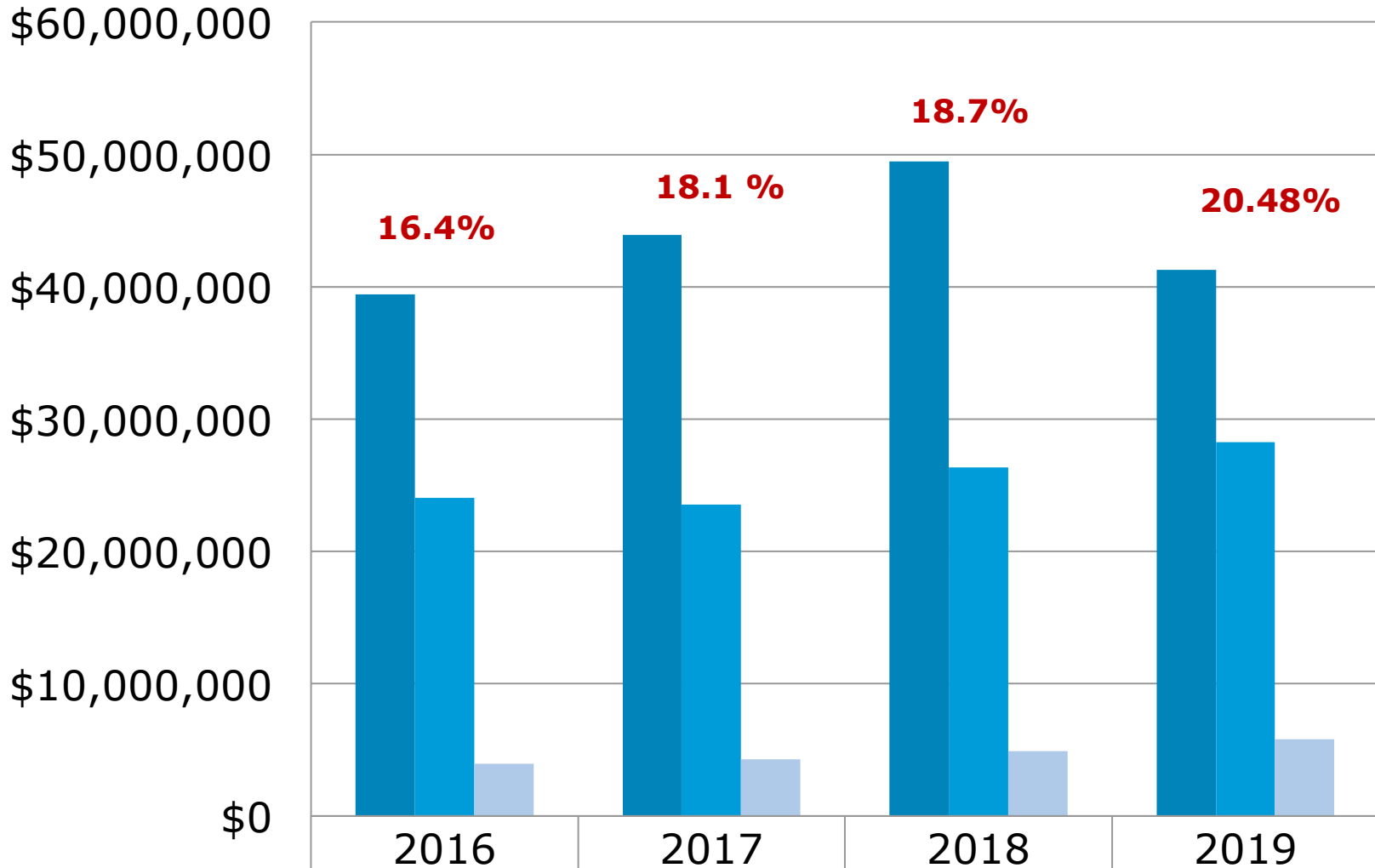
■ African American
7.22%

■ Asian Pacific
2.1%

■ Hispanic
11.23%

■ Native American
0%

YMCA OF GREATER CHARLOTTE



■ Total Purchases	\$39,447,383	\$43,925,616	\$49,460,383	\$41,250,752
■ Unrestricted Purchases	\$24,036,843	\$23,540,183	\$26,371,710	\$28,256,934
■ Diverse Purchases	\$3,948,149	\$4,264,292	\$4,931,673	\$5,787,450

2019 ACHIEVEMENTS

- YOGC DIVERSE SPEND GOAL = 20%
- **ACHIEVED 20.48%** DIVERSE SPENDING IN 2019
- INCREASED # OF DIVERSE SUPPLIERS FROM **59 TO 72**,
22% INCREASE
- INCREASED PERCENTAGES IN 2 DIVERSE CATEGORIES
- MARKETING SUCCESSFULLY ADDED STANDARD
LANGUAGE TO CONTRACTS TO TRACK TIER 2
SPENDING BY NON-DIVERSE SUPPLIERS