



FOR YOUTH DEVELOPMENT®
FOR HEALTHY LIVING
FOR SOCIAL RESPONSIBILITY

Y Camp Life

Parent Guide



YMCA of Greater Charlotte

Table of Contents

| | |
|--------------------------|---|
| Login..... | 3 |
| Guest Login | 3 |
| Session Selection | 3 |
| Pictures | 4 |
| Dashboard | 5 |
| Change Session | 5 |
| Parent Messages..... | 5 |
| Camper Preferences | 7 |
| Camper Directory | 8 |
| Guest Invites..... | 9 |

Login

1. Open your web browser of choice and navigate to <https://www.ymcacharlotte.org/YCampLife>.
2. Enter your **YMCA of Greater Charlotte Username** and **Password** in the fields indicated below.
 - a. Your username and password would be the same username and password that you use to sign up for our camps, classes, and programs online.
3. Click the **Sign In** button.

Account Login

the YMCA of GREATER CHARLOTTE

What are you looking for?

Programs Branches & Camps Find Classes Community Events Discover the Mission > Become a Member

Home

Y Camp Life

Campers have fun exploring nature, discovering talents, gaining independence, meeting new friends, and more. We are passionate about quality and safety. The Y is a trusted community partner, so you have peace of mind that your child is participating in meaningful activities and experiences in a nurturing environment.

Login with your YMCA Account

Are you a parent with a YMCA of Greater Charlotte account? Log in here to manage your child's Camp Session.

Email*

Forgot Email/Username

Password*

Forgot Password

SUBMIT

Login as an invited guest

We're you invited by family or a friend to a camp session? Log in here.

Email*

Password*

Forgot Password

SUBMIT

Guest Login

If you were invited by a family member or a friend, you would use the login section on the right side to log in.

Session Selection

If this is the first time that you've logged into the **Y Camp Life** portal, you will be prompted to select a camper and a camp session to view. This will show all camp sessions that your children have signed up for.

1. Select the camp session that you wish to view by clicking the "select session" button.

Session Select

It looks like this is your first time using Y Camp Life. Let's get you started by selecting one of your children's camp sessions down below.

| Session | Camper | Start Date | End Date | Status | |
|--|----------------|------------|------------|--------------|--------------------------------|
| Camp Thunderbird Resident Camp Session 2B 2019 | Robert Crossen | 06/16/2019 | 06/22/2019 | Past Session | SELECT SESSION |
| Camp Thunderbird Resident Camp Session 2A 2019 | Robert Crossen | 06/09/2019 | 06/15/2019 | Past Session | SELECT SESSION |
| Camp Thunderbird Resident Camp Session 2 2018 | Robert Crossen | 06/10/2018 | 06/22/2018 | Past Session | SELECT SESSION |
| Camp Thunderbird Resident Camp Session 2 2017 | Robert Crossen | 06/11/2017 | 06/23/2017 | Past Session | SELECT SESSION |

Pictures


This page is where you would be able to view pictures uploaded for this camp session. Click the folders on the left to change which picture folders you are viewing. Click the images on the right to zoom in and view the pictures.

Camp Session Information

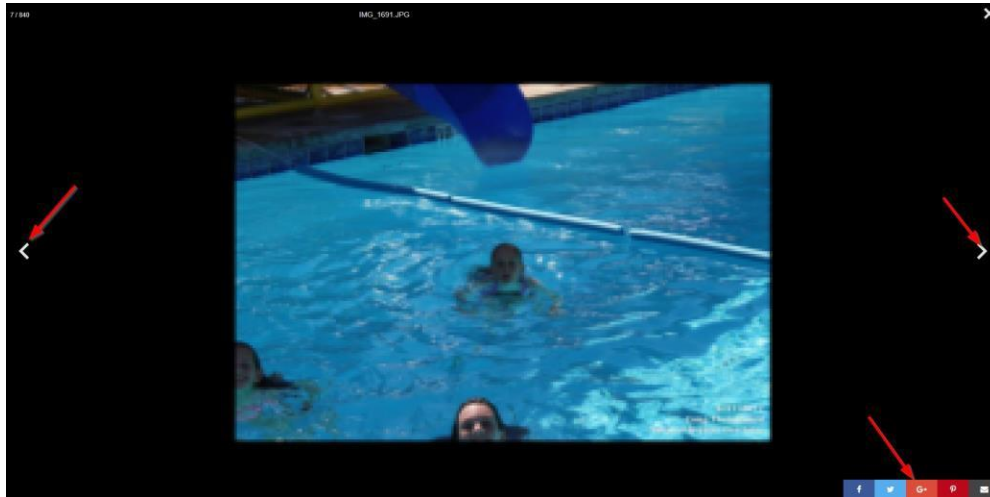
Camper: Robert Crossen

Session: Camp Thunderbird Resident Camp Session 2B 2019

| |
|---------------------------------------|
| Picture Home |
| 324 Session 2 June 15 |
| 364 more from June 15 |
| 302 Session 2 June 16 |
| 50 more from 6-16-19 |
| 511 Session 2 June 17 |
| 445 more from 6-17-19 |
| 569 Session 2 June 18 |
| 385 more from 6-18-19 |
| 427 Session 2 June 19 |
| 445 more from June 19 |
| 318 Session 2 June 20 |
| 353 more from 6-20-19 |



While viewing the pictures you can go forward and backward by clicking the arrows on the side of the screen or using the left and right arrow keys on your keyboard. The social media share buttons are in the bottom right.



Dashboard

The **Dashboard** contains all the action items for this camp session such as the following:

- **Parent Messages** available to **Resident Camp**.
- **Camper Preferences** available to select **Resident Camp** sessions.

Change Session

To change sessions, click the **Change Session** button at the top of the page.



Then select the session that you wish to change to

| Dashboard | Pictures | Other Features ▾ | Change Session ▾ |
|--|----------|------------------|--|
| Camp Session Information Camper: Robert Evans Session: Camp Thunderbird Resident Camp Session 2B 2019 Your child is currently in Session 1 | | | Camp Thunderbird Resident Camp Session 2B 2019 Dates: 06/16/2019 - 06/22/2019 Camper: Robert Evans |
| Camper Messages While handwritten notes are always welcome, an e-mail message can be just as effective. Simply send an e-mail by clicking the button to deliver it to your camper. There are no fees for this service. | | | Camp Thunderbird Resident Camp Session 2A 2019 Dates: 06/09/2019 - 06/15/2019 Camper: Robert Evans |
| | | | Camp Thunderbird Resident Camp Session 2 2018 Dates: 06/10/2018 - 06/22/2018 Camper: Robert Evans |
| | | | Camp Thunderbird Resident Camp Session 2 2017 Dates: 06/11/2017 - 06/23/2017 Camper: Robert Evans |

Parent Messages

Here you can send messages to your **Resident Camp** campers during the session.

Camper Messages

While handwritten notes are always welcome, an e-mail message can be just as effective. Simply send an e-mail by clicking the button below and we'll hand-deliver it to your camper. There are no fees for this service.

At Camp Thunderbird, emails will be printed at 8 AM each morning Monday through Friday and delivered to campers at lunch. No emails will be printed after 8 AM the final Thursday of a Session.

| Subject | Created Date | Sender |
|---------|--------------|--------|
|---------|--------------|--------|

[SEND A NEW MESSAGE](#)

Please note: Any e-mails deemed as inappropriate by camp staff will not be delivered to campers.

To send a new message to your camper:

1. Click the **Send a New Message** button.
2. Fill out your **Message From** (who this message is from), **Subject**, and **Message** fields.
3. Click **Send Message**.

SEND A NEW MESSAGE

Who the message is from*

Subject of the message*

Message*

SUBMIT

Camper Preferences

This is where you can choose activity choices for your camper for this camp session. To choose preferences:

1. Drag preferences from the right side to the left side
2. Reorder preferences based on how important an activity is
 - a. The higher the activity is, the higher chance of the child getting the activity.
3. Click the **Save Preferences** button

Camper Preferences

Each camper gets to choose their top ten preferences so that we can build a schedule for them around what they want to do.

The higher the activity, the higher chance that it will be selected to be in this camper's schedule. If you've signed up for a paid activity, your camper will automatically be scheduled for that.

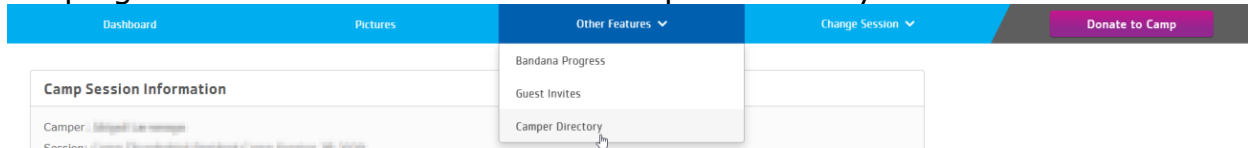
Drag and drop the activities that your child wants to attend. Remember that the higher they are positioned, the higher the chance they are of being placed in that activity.

| | |
|---------------------|---|
| 1. OLS | YMCA Camp Thunderbird believes riflery is more than shooting an air rifle. Through riflery, campers will learn the 5 steps of shooting, get an onramp to the fundamentals of riflery, learn to appreciate the safety around riflery, and learn life skills. |
| 2. Disc Golf 2 | Pottery 1 Pottery is a great opportunity for campers to have a fun safe place to be creative and express themselves by working with clay. Campers will learn how to mold clay both by hand and using a pottery wheel. |
| 3. A.T.L.A.S | Lacrosse Campers will get a non-competitive opportunity to learn the basics of lacrosse. Through hands on coaching campers will have the opportunity to better develop skills in cradling, passing, catching, groundballs, and shooting. |
| 4. Guitar | Arts & Crafts Arts and Crafts is a great opportunity for campers to have a fun safe place to be creative and build relationships. Campers will learn how to express themselves through many different medias. |
| 5. Softball | Geocaching / Orienteering Campers will participate in fun and creative activities with compasses and GPS units. They will learn to read way points and travel using a compass, degrees, and measuring their steps. |
| 6. Tennis | Flag Football Campers will have the opportunity to better develop skills in throwing, catching, kicking, punting, defending and play fun games! |
| 7. Volleyball | Fishing |
| 8. Ultimate Frisbee | |
| 9. Future Engineers | |
| 10. Archery | |

3 SAVE PREFERENCES

Camper Directory

Ever have your kid meet a great friend at camp, but you have no way of keeping in contact? That's what the Camper Directory is for.



From here you can opt-in your kids into a directory so that you can see other children who have opted in and have access to their email

Camp Directory Privacy Preferences

Opt-In Status **Available Campers**

☐ **Opted In**

Terms of Service

By selecting the opt-in box for my child, I give authorization for me and my child's contact information to be included in the YMCA of Greater Charlotte camper directory for all sessions that they have been signed up for future and past. By opting into the directory, the following information will included into the directory:

- My child's first name and last name's initial
- The first name and last name's initial of all parents related to the child in the YMCA's records
- The primary personal email of said parents
- The city and state assigned to the child
- The child's cabin/group number

Your's and your child's directory information is not accessible to anyone outside of those who are both enrolled into a session that your child is also enrolled in and have been opted in by their parents as well. You can opt out of this directory at any point by returning to this screen and de-selecting the children that you no longer wish to be enrolled.

SAVE SETTINGS

Once your child is opted-in, you will be able to see other people who have opted-in into their sessions.

YMCA Camp Directory

[Manage Directory Settings](#)

States
All States

Cities
All Cities

All Cabins/Groups
All All Cabins/Groups

Camper's First Name

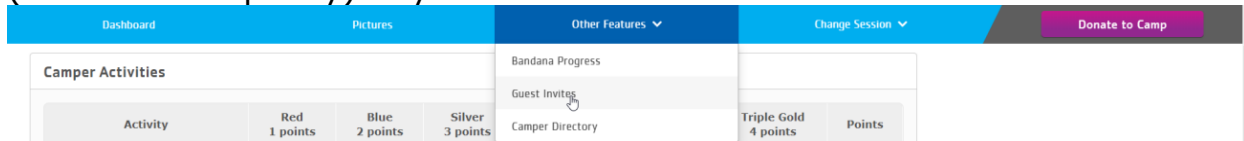
RESET

APPLY

T1 **Parent:** [E-Mail](#)

Guest Invites

You can invite friends and family to come see pictures and send messages (Resident Camp only) to your children.



Once you enter in their emails, they will receive an email with an invite for them to come log in. You can remove access at any time if you ever need to.

Invite Friends and Family

From here you can invite others to log into Y Camp Life to view photos and send camper messages.

Invite people to be able to log in and see this session. This has to be done for each session. Separate the emails by semicolons(;).*

Emails*

SUBMIT